
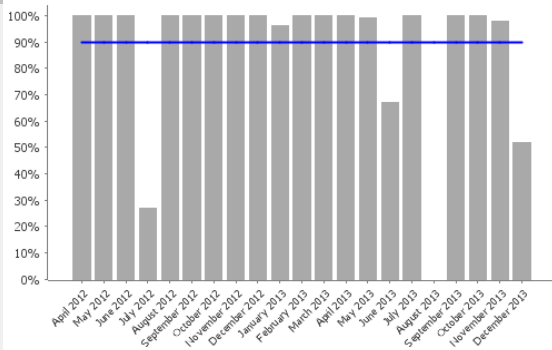


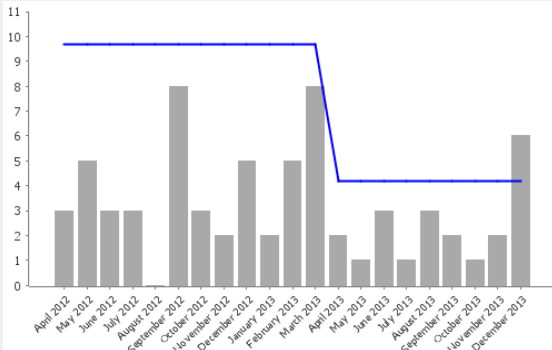


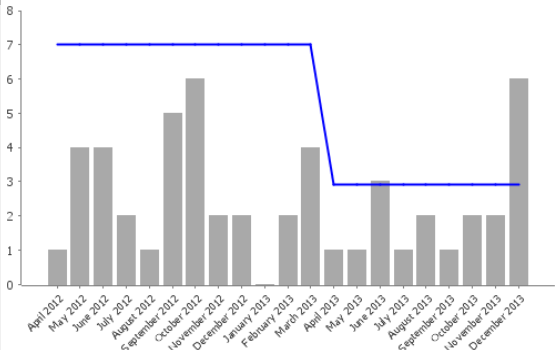


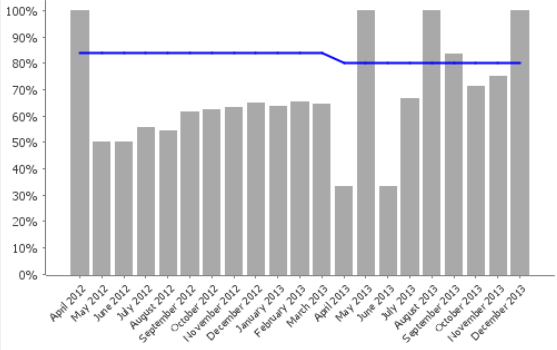




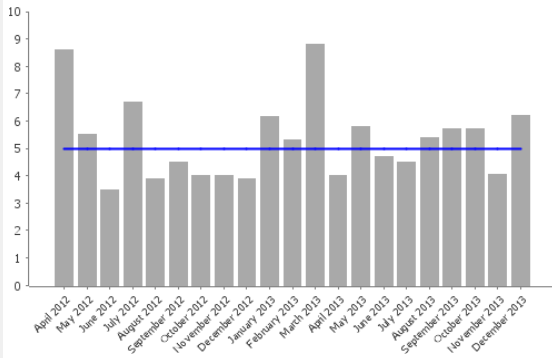


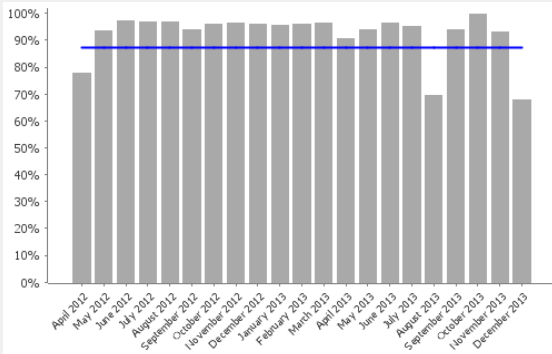

Scrutiny Committee – Performance Data (Data for December 2013)

Code	Short Name	Current Value	Current Target	Current Status	Performance Chart	Cumulative (Year to Date) Performance			Latest Note
						2013/14			
						Value	Target	Status	
LPI LC 002	The percentage of local land charge searches carried out within 10 working days	52%	90%			89.5%	90%		<p>The performance in December was seriously affected by sickness absence in this very small team of only one full time and one part time member of staff.</p> <p>With the team back at full capacity it is anticipated that the speed at which searches are carried out will return to being above our local target of 10 days.</p>
LPI SH 001	Total number of homelessness applications received	6	4			21	38		<p>A small increase in the number of applications for homelessness support were recorded in December. However for the year to date just 21 applications have been received which is the lowest number the Council has recorded for the period in question.</p> <p>This is a reflection of the effectiveness of the action the Council takes to prevent homelessness occurring.</p>


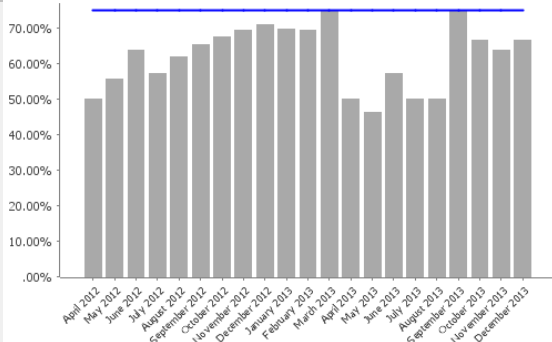

Scrutiny Committee – Performance Data (Data for December 2013)

Code	Short Name	Current Value	Current Target	Current Status	Performance Chart	Cumulative (Year to Date) Performance			Latest Note
						2013/14			
						Value	Target	Status	
LPI SH 002	Total number of homelessness acceptances	6	3			19	26		<p>A small increase in the number of homelessness acceptances was recorded in December. However for the year to date just 19 acceptances have been required which is the lowest number the Council has recorded for the period in question.</p> <p>This is a reflection of the effectiveness of the action the Council takes to prevent homelessness occurring.</p>
LPI DC 007a	Processing of planning applications: Major applications in 13 weeks	100%	80%			70.97%	80.00%		<p>Of the 31 major planning applications decided this year 22 have been within target time.</p> <p>Recognising the more complex issues with larger schemes we are now using extension of time agreements where applicants are willing to agree a longer period for determination within an agreed timetable for making a decision.</p> <p>In December two major applications were determined, both within 13 weeks.</p>

Scrutiny Committee – Performance Data (Data for December 2013)

Code	Short Name	Current Value	Current Target	Current Status	Performance Chart	Cumulative (Year to Date) Performance			Latest Note
						2013/14			
						Value	Target	Status	
LPI Clean 002	Average number of days taken to remove fly tips which the District Council has responsibility to clear	6.2	5			5.1	5		<p>60 fly tips across Sevenoaks District were reported to the Council during December. The Council is required to investigate each report to determine who is responsible for clearing the fly tip.</p> <p>During December the Council were required to remove 31 of the 60 cases reported (52%).</p> <p>As a result of the work load and the diversion of resources to assist with the response to flooding across the District the target to clear all fly tips within 5 days was missed.</p>
LPI DC 001	Percentage of planning applications assessed for validation in 5 days	67.96%	87.5%			88.9%	87.5%		<p>An increase in the number of applications received and a period where staff resources were reduced due to sickness absence had an impact on performance in December.</p> <p>Year to date performance remains above target and it is anticipated that performance will improve in January.</p>

Scrutiny Committee – Performance Data (Data for December 2013)

Code	Short Name	Current Value	Current Target	Current Status	Performance Chart	Cumulative (Year to Date) Performance			Latest Note																																												
						2013/14																																															
						Value	Target	Status																																													
LPI DC 009	Percentage of appeals against planning application refusal dismissed	66.67%	75.00%		 <table border="1"> <caption>Monthly Performance Data (Estimated from Chart)</caption> <thead> <tr> <th>Month</th> <th>Performance (%)</th> </tr> </thead> <tbody> <tr><td>April 2012</td><td>50.00</td></tr> <tr><td>May 2012</td><td>55.00</td></tr> <tr><td>June 2012</td><td>65.00</td></tr> <tr><td>July 2012</td><td>58.00</td></tr> <tr><td>August 2012</td><td>62.00</td></tr> <tr><td>September 2012</td><td>65.00</td></tr> <tr><td>October 2012</td><td>68.00</td></tr> <tr><td>November 2012</td><td>70.00</td></tr> <tr><td>December 2012</td><td>70.00</td></tr> <tr><td>January 2013</td><td>70.00</td></tr> <tr><td>February 2013</td><td>70.00</td></tr> <tr><td>March 2013</td><td>70.00</td></tr> <tr><td>April 2013</td><td>50.00</td></tr> <tr><td>May 2013</td><td>45.00</td></tr> <tr><td>June 2013</td><td>58.00</td></tr> <tr><td>July 2013</td><td>50.00</td></tr> <tr><td>August 2013</td><td>50.00</td></tr> <tr><td>September 2013</td><td>70.00</td></tr> <tr><td>October 2013</td><td>65.00</td></tr> <tr><td>November 2013</td><td>65.00</td></tr> <tr><td>December 2013</td><td>66.67</td></tr> </tbody> </table>	Month	Performance (%)	April 2012	50.00	May 2012	55.00	June 2012	65.00	July 2012	58.00	August 2012	62.00	September 2012	65.00	October 2012	68.00	November 2012	70.00	December 2012	70.00	January 2013	70.00	February 2013	70.00	March 2013	70.00	April 2013	50.00	May 2013	45.00	June 2013	58.00	July 2013	50.00	August 2013	50.00	September 2013	70.00	October 2013	65.00	November 2013	65.00	December 2013	66.67	59.21%	75.00%		<p>Cumulative performance for the year to date is affected by the disappointing figures between April and August.</p> <p>Results in September are in line with our target with six out of eight decisions dismissed, and from October to December 21 of 32 (66%) planning appeals were dismissed.</p>
Month	Performance (%)																																																				
April 2012	50.00																																																				
May 2012	55.00																																																				
June 2012	65.00																																																				
July 2012	58.00																																																				
August 2012	62.00																																																				
September 2012	65.00																																																				
October 2012	68.00																																																				
November 2012	70.00																																																				
December 2012	70.00																																																				
January 2013	70.00																																																				
February 2013	70.00																																																				
March 2013	70.00																																																				
April 2013	50.00																																																				
May 2013	45.00																																																				
June 2013	58.00																																																				
July 2013	50.00																																																				
August 2013	50.00																																																				
September 2013	70.00																																																				
October 2013	65.00																																																				
November 2013	65.00																																																				
December 2013	66.67																																																				